



## Using the FamilySearch Research Wiki

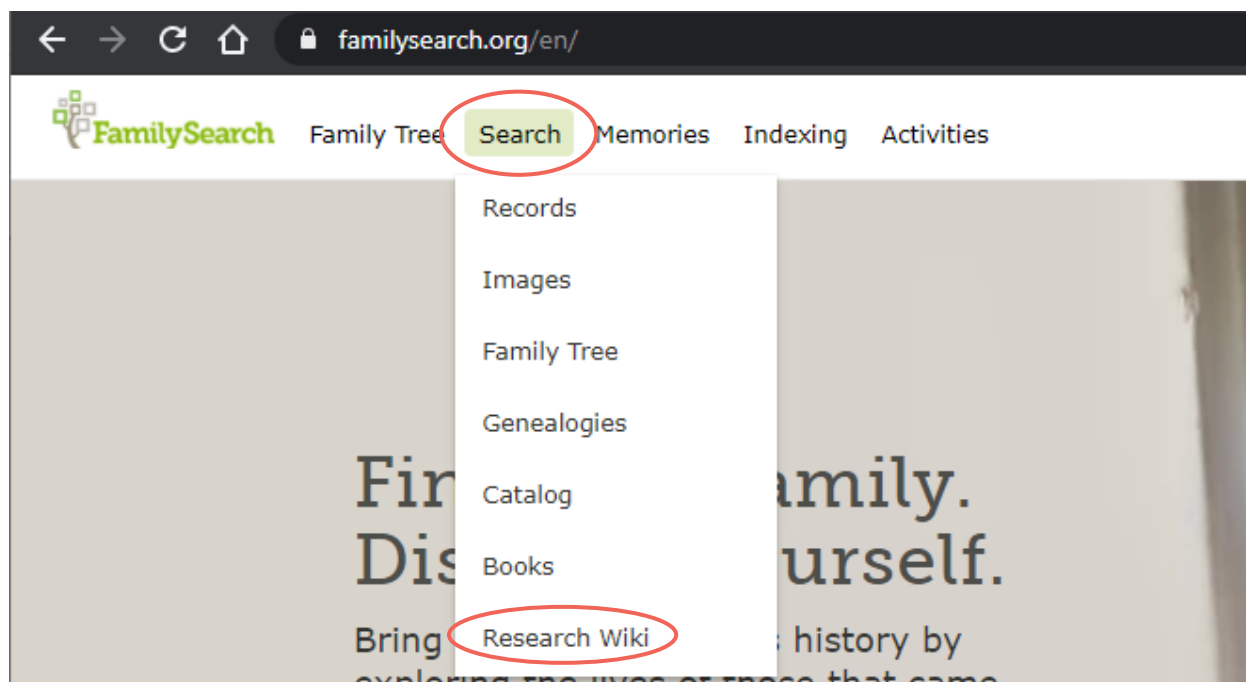
Danielle Batson, AG®  
[Batsondl@familysearch.org](mailto:Batsondl@familysearch.org)

### WHAT IS THE WIKI?

The Research Wiki is a free, online genealogical guide that lists websites, explains records, gives research strategies, and suggests other resources to help you find your ancestors from countries around the world. The Research Wiki is a community project where anyone can contribute.

### HOW TO ACCESS:

- You can access the Wiki by using the URL: <https://www.wiki.FamilySearch.org>
- Or go to <https://www.FamilySearch.org> and access the Wiki through the Search menu in the top left side of the screen.





## TO SEARCH THE WIKI

- **MAIN PAGE OF THE WIKI:** When on the main page of the Wiki, use the Search field in the middle of the page to type in a place or genealogy topic. Examples include “England” or “Norway Church Records.” You can also click on the, *List of all Localities* button to navigate to a country or locality.
- **SEARCH FIELD:** On each page of the Wiki you will find the same search field found on the main page, in the top right corner of each Wiki page.
- **GOOGLE:** The search field has limitations and may return too many results for a topic you are looking for. Instead, use Google search engine to find the content you are looking for. If you are looking for: Ohio migration records, do the following. Go to Google: <https://www.google.com/> In the search field, type in: FamilySearch Wiki Ohio migration records. You will find more relevant results.
- **CTRL + F:** You may find you are on a very long Wiki page and have difficulty looking for the information you need. To find a word on a page, do the following: at the same time, click on the buttons, Control (Ctrl) and the letter, F. This will bring up a search field for the browser up in the right corner of the screen. It allows you to search the Wiki page you are on. Type in a word you are looking for, such as, probate and it will bring you to the first instance of that word on the page. You can click on the arrows below the search field to see additional matches.

## WHAT CAN YOU FIND IN THE WIKI?


- Genealogy databases and online resources
- Genealogy strategies and guidance
- Explanation of genealogy record types and their uses
- Locality pages for countries, states, counties and parishes with relevant resources
- Topic pages about genealogy, such as, “Organize Your Genealogy” or “Gazetteers”

## STRATEGIES FOR USING THE WIKI:

- **DON'T LOOK BY NAME:** You won't find information about individuals in the Wiki, but you will find links to databases that may contain information about your ancestor.
- **DO SEARCH BY LOCATION:** Search the Research Wiki by location, such as a country, state, county, or parish. Examples: Ohio; Warren County, New York; Astley, Shropshire.

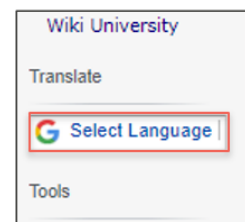
- **CHECK ALL JURISDICTIONS:** Start on the country page and work your way down to lower jurisdictions, if known. For example, start at United States and go down to Ohio; then, check the county level, such as Muskingum County.
- **CHECK ALL RECORD TYPES:** See what record types are available for a country or other jurisdiction (county or state) and review them to see the type of information provided and resources to find them.
- **USE LINKS TO DATABASES:** The Research Wiki links to free and subscription databases and includes large databases as well as small local databases, such as a county courthouse online database. Subscription databases are indicated by a dollar sign at the end of the link entry.
- **WORK IN PROGRESS:** The Wiki is a work in progress! Keep coming back to the Research Wiki to see what information is added. If it's not there today, a link to the database with your missing ancestor may be in there tomorrow!

## NAVIGATING THE WIKI:

- **TO NAVIGATE:** Navigate by using the Wiki Search box in the top right of the screen, breadcrumbs, Table of Contents links, and internal links found on each Wiki page.
- **COUNTRY/STATE SIDEBARS:** Sidebars found on the right side of a country/state page contain all topic pages relating to that place and can include record types, background information and local resources.
- **EXTERNAL LINKS:** External links are indicated by a blue arrow at the end of the link:  
 When clicked on, the user leaves the Wiki tab and a new tab is opened in the browser containing the website link they clicked on. The Wiki tab is still available.
- **INTERNAL LINKS:** Internal links do not have a blue arrow and when clicked on navigate to a new Wiki page. To go back to a Wiki page, use the back arrow in the browser.
- **OTHER LINKS:** A dark blue or purple link indicates you have visited the Wiki page or website before. Red links indicate this page does not yet exist and no content will be found.

## TRANSLATING WIKI PAGES:

- Use the Select Language link to translate any Wiki page into over 100 languages. The link is listed under the Translate menu found on the left side of the screen on each Wiki page. This feature is available in all 8 language Wikis.



## CONTRIBUTING TO THE WIKI:

- **SUBMIT WIKI CONTENT LINK:** You can provide suggestions for information to be added to the Wiki by our staff using the Submit Wiki Content link. It is listed under the Give Feedback menu found on the left side of the screen on each Wiki page. Or use this URL:  
[https://www.familysearch.org/wiki/en/FamilySearch\\_Wiki:Submit\\_Wiki\\_Content](https://www.familysearch.org/wiki/en/FamilySearch_Wiki:Submit_Wiki_Content)
- **REPORT A PROBLEM LINK:** If you find a broken link or other errors in the Wiki, use the Report a Problem link to let us know the problem. Our staff will research and fix the problem. This link is listed under the Give Feedback menu found on the left side of the screen on each Wiki page. Or use this URL:

<https://docs.google.com/forms/d/e/1FAIpQLSfhFHS21uSFf6MjdS17ApKW03CQtFcXgmeNdRRwBYNMy9YSPA/viewform?c=0&w=1>

- **REQUEST EDITING RIGHTS:** To request to edit the Wiki, use the Become an Editor link found under the Edit the Wiki menu on the left side of the screen on each Wiki page. Click on, "Form" found under the heading, Request to Edit the Wiki. Fill out the form and in approximately 2 business days you will receive an email stating your editing status. You only request to be an editor once as editing rights do not change over time. Editing directly to the Wiki allows you to make real time edits using either the VisualEditor or wikitext editor. You can also use this URL:  
[https://www.familysearch.org/wiki/en/Help:Wiki\\_Roles\\_of\\_Editor\\_and\\_Pagecreator](https://www.familysearch.org/wiki/en/Help:Wiki_Roles_of_Editor_and_Pagecreator)

## EDITING THE WIKI:

- **PURPOSE, POLICIES, AND PROCEDURES:** Before editing the Wiki review the article, Purpose, Policies and Procedures regarding the Wiki. There are limits as to what is allowed in the Wiki. If there is ever a question as to what is appropriate in the Wiki, you can email Wiki Support at: [wikisupport@familysearch.org](mailto:wikisupport@familysearch.org).  
[https://www.familysearch.org/en/wiki/FamilySearch\\_Wiki:Purpose, Policies, and Procedures](https://www.familysearch.org/en/wiki/FamilySearch_Wiki:Purpose,_Policies,_and_Procedures)
- **WIKI MANUAL OF STYLE:** There are specific ways databases and books are formatted in the Wiki. Use the FamilySearch Wiki Manual of Style to provide you direction for visual and technical aspects and to help you determine best practices for adding content to Wiki pages. The consistent use of style guidelines provides uniformity in style and formatting of wiki articles, making them easier for readers to understand and utilize.  
[https://www.familysearch.org/en/wiki/FamilySearch\\_Wiki:Manual\\_of\\_Style#Formatting](https://www.familysearch.org/en/wiki/FamilySearch_Wiki:Manual_of_Style#Formatting)
- **WIKI UNIVERSITY:** A series of lessons are available regarding how to edit the Wiki. There are two ways to edit a Wiki page: 1) Edit tab to use the VisualEditor tool bar 2) Edit Source tab to use the wikitext tool bar.

Beginning lessons for contributors:

[https://www.familysearch.org/en/wiki/Help:Wiki\\_University\\_Contributors--Tutorial](https://www.familysearch.org/en/wiki/Help:Wiki_University_Contributors--Tutorial)

VisualEditor lessons (for beginners):

[https://www.familysearch.org/en/wiki/Help:Wiki\\_University\\_VisualEditor\\_--\\_Tutorial](https://www.familysearch.org/en/wiki/Help:Wiki_University_VisualEditor_--_Tutorial)

Wikitext lessons (for those with some computer programming skills):

[https://www.familysearch.org/en/wiki/Help:Wiki\\_University\\_Wikitext--Tutorial](https://www.familysearch.org/en/wiki/Help:Wiki_University_Wikitext--Tutorial)