



Overview of FamilySearch.org

OBJECTIVES

1. Give an overview of FamilySearch.org basics.
2. Show how-to update, improve, or add to your pedigree in Family Tree.
3. Show resources in FamilySearch.org that will help you find answers to questions.

SIGN IN / CREATE ACCOUNT (FREE)

- Create Account: Fill in personal information fields, then verify with your e-mail or a code sent to your phone. REMEMBER your Username and Password for future sign ins.
- Sign In: You must sign in to view your Family Tree and some other resources.

Settings: Manage your account. (Account, Contact, Notifications, Preferences, etc.)

Source Box: Stores sources when you check ☒ Add to Source Box.

Sign Out: Close FamilySearch.org to automatically sign out, also.

TABS

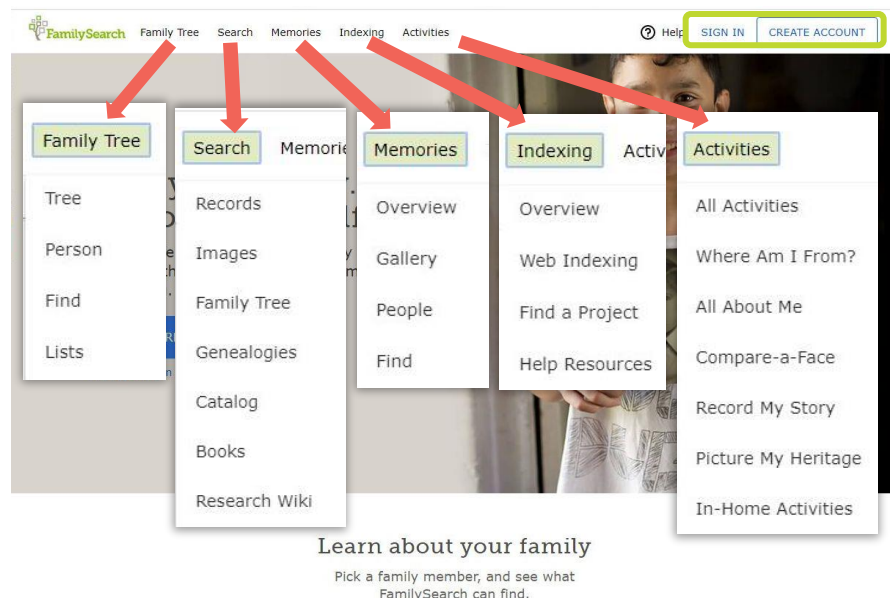
Family Tree - Find People on the collaborative FamilySearch Family Tree.

Search - Find Records from many databases.

Memories - Add your photos and records to FamilySearch.org.

Indexing - Help make records searchable.

Activities - Family History made fun for everyone.

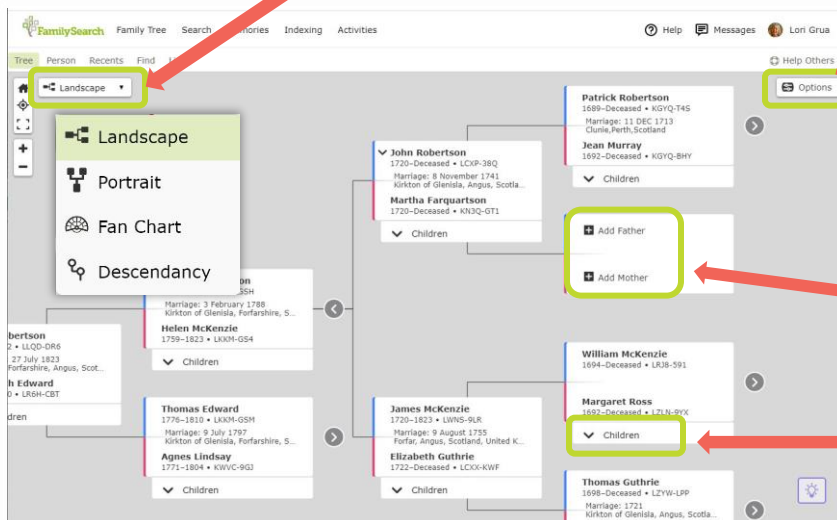


- The Family Tree is one worldwide pedigree. This allows you to collaborate with cousins and others and share a more accurate and complete family genealogy. Every person created on FamilySearch.org has a computer-generated Personal Identification (ID) Number.

FAMILY TREE TAB

There are two main pages: The Tree page and the Person page.

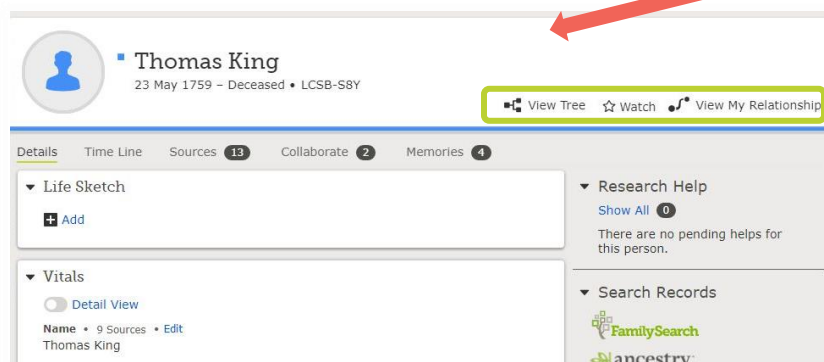
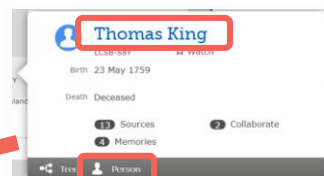
- Tree: Choose from 4 Pedigree views under the arrow ▼



Options allows you to choose which features to show in the Tree view. Record Hints, Portraits, Data Problems, Print, etc.

Add family by selecting + Add Father, + Add Mother or click Children dropdown to + Add a Child or view children.

- Person: From the Tree View, single click any ancestor and an ID Card will appear. Click on the Name, or Person at the bottom of the ID Card to open the Person Details page. Or choose Person from the Family Tree Tab.



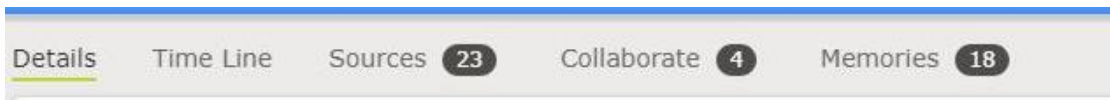
View Tree: This ancestor will be in the primary position on the pedigree chart.

Watch: To Watch a person click on the open star and it changes to ★ Unwatch

When watching a person, you can see changes made by other users in Lists or configure settings to receive email notifications of any changes made by others to your shared ancestors.

View My Relationship: Traces up to 15 generations, to show how you are related, or if you share a common ancestor with this person.

PERSON VIEW TABS



- Details: Each section may be collapsed or opened with the arrow.

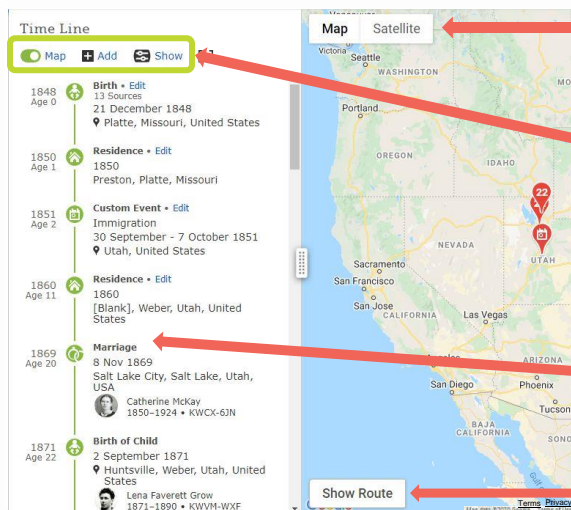
Life Sketch: Click the + Add to enter information.

Vitals: Click Edit to update any names, dates or places. You may also Tag any sources related to these changes, add a Reason Statement and SAVE.

Other Information: Click + Add Information to receive a list of options such as Alternate Names, Events and Facts.

Family Members: The person you are viewing will be Bold. The Left fields show the person as an adult with or without known Spouses and Children. The Right field shows the bold person as a child with Parents and Siblings. To add family members, click on +Add Spouse, +Add Parent, or +Add Child.

- Time Line: The Time Line is generated from information entered in Details.



Choose Satellite view

Toggle the Map Button to view the map with locators and the number of events there.

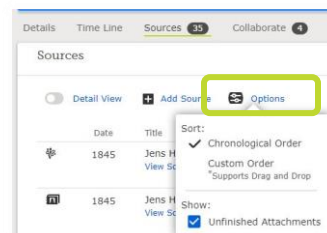
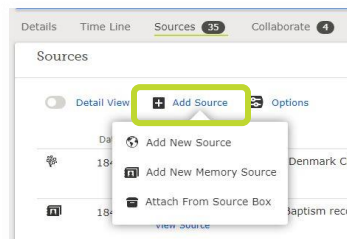
+ Add more events on the Time Line. This information will be updated on the Detail page.

Show Which events and relationships you want to view, including Historical Events.

Icons show Birth, Marriage, Residence, Death, etc. Also see Date and Age of the Person for each Event.

Show Route of migration.

- Sources: You can Add Sources with URL, Images, Citations, and Descriptions. Options allows you to sort Sources by Chronological or Custom Order.



- Collaborate: Share Notes and Discussions
- Memories: View or upload: photos, documents, etc. to this ancestor.

RIGHT SIDEBAR on Person View

Research Help: View and update Possible Duplicates, Record Hints, Data Errors, and Research Strategy.

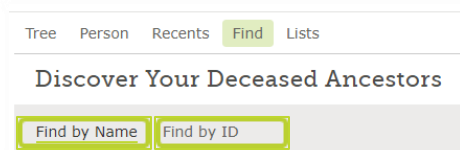
Search Records: Search indexed records on FamilySearch.org, Ancestry, Findmypast, MyHeritage, and Geneanet.

Latest Changes: See all changes to a person by selecting Show All.

Tools: Edit Labels, Find Possible Duplicates, Find Similar People, Merge by ID, Report Abuse, Delete Person (when available)

Print: Print Pedigree Charts, Portrait Pedigree, Fan Charts, Family Group sheets with or without Sources.

- **FIND:** Discover your deceased ancestors in FamilySearch.org database. Find by Name, dates, locations, parents, etc. or Find by ID number.

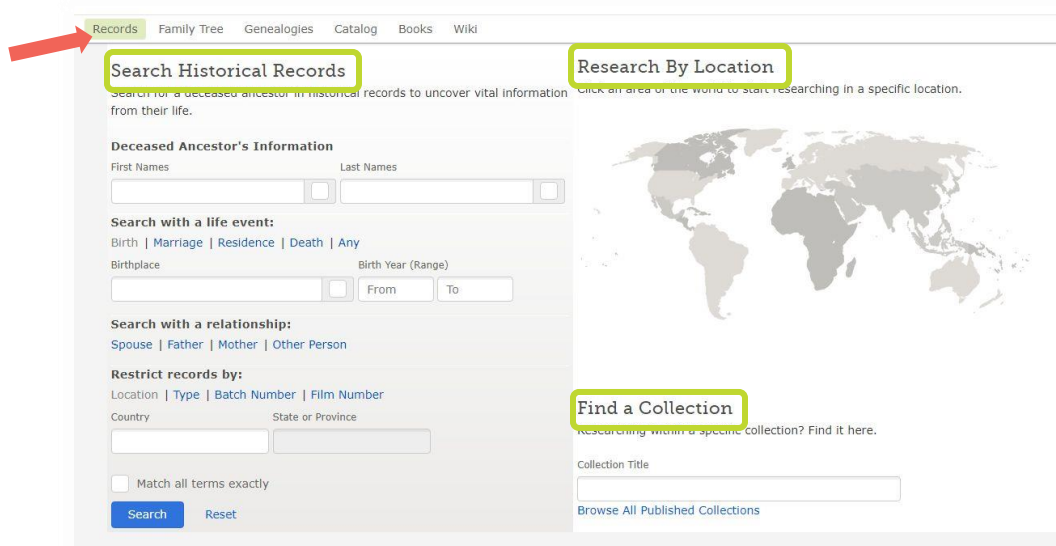


- **LISTS:** View changes made to people you are watching.



SEARCH TAB

Records There are various ways to search for Historical Records



Search Historical Records Searches top tier, Indexed records.

Restrict (filter) records by:

- First (and middle) Names. Last Names
- Life Event: Birth, Marriage, Residence, Death, Any place by a date range.
- Relationship: Spouse, Father, Mother, Other Person. (You may leave previous Names of the primary ancestor blank).
- Specific Location (for example: United Kingdom and Ireland).
- Record Type: Birth, Baptism, Marriage, Death, Census, Immigration and Naturalization, Military, Probate, etc.
- Batch Number: Indexes are compiled and assigned a batch number. This is an alphabetical surname listing of the specific record. These indexes can be complete or partial.
- Film Number: Indexes are compiled and assigned a film number (Film-Microfilm numbers and/or DGS-Digital film number). This is an alphabetical surname listing of the record or records on a microfilm. These indexes can be complete or partial.
- Country. State or Province.

Research By Location: Click an area of the world to research a specific location.

Research By Location
Click an area of the world to start research.

Philippines Welcome to our Philippines research page. We've brought together tools to help you with your research in Philippines.

Learning Courses
We have 7 learning courses to help you do your family history research in Philippines.

FamilySearch Wiki
View Wiki for Philippines

Current Indexing Projects
Volunteers are needed to help make records from Philippines searchable. We currently have 1 indexing projects for Philippines you can help with today.

Indexed Historical Records
Search collections of records for documents about your ancestors. You can filter which collections you would like to search within.

Deceased Ancestor's Information
First Names: [] Last Names: []

Search with a life event:
Birth | Marriage | Residence | Death | Any
Birthplace: [] Birth Year (Range): [] From [] To []

Search with a relationship:
Spouse | Father | Mother | Other Person

Restrict records by:
Location | Type | Batch Number | Film Number
Country: [Philippines] State or Province: []

☐ Match all terms exactly

Search **Reset**

Filter by Collection: Showing Top 5 - Show All 8

Title	Records	Last Updated
<input type="checkbox"/> Philippines Births and Baptisms, 1642-1994	286,611	Feb 20, 2020
<input checked="" type="checkbox"/> Philippines Civil Registration (Local), 1888-1986	90,022	Aug 28, 2017
<input type="checkbox"/> Philippines Civil Registration (National), 1949-1994	535,953	Jun 13, 2019
<input type="checkbox"/> Philippines Deaths and Burials, 1726-1957	8,007,420	Feb 16, 2020
<input type="checkbox"/> Philippines Marriages, 1723-1957	2,829,018	Feb 15, 2020

Image-Only Historical Records
Can't find records for your ancestors when you search? Try our collections that haven't been indexed yet. Select a collection to start browsing the images.

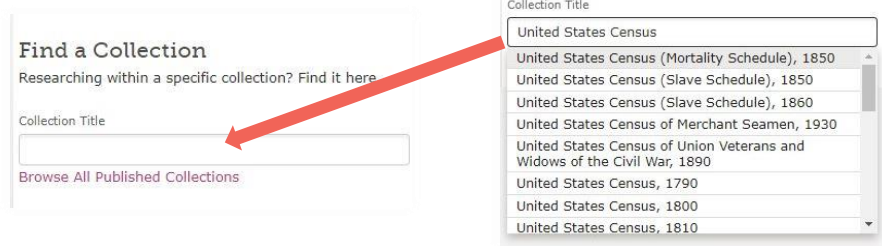
Birth, Marriage, and Death: Showing Top 5 - Show Images Last Updated All 8

Philippines Civil Registration (Archives Division), 1902-1945	185,883	Nov 4, 2015
---	---------	-------------

Select a Country or State to research.
Find additional resources and records.

- Learning Courses
- FamilySearch Wiki page
- Current Indexing Projects
- Indexed Historical Records
- Image Only Historical Records
- Catalog

Find a Collection



Find a Collection
Researching within a specific collection? Find it here.

Collection Title

[Browse All Published Collections](#)

Collection Title dropdown menu:
 United States Census
 United States Census (Mortality Schedule), 1850
 United States Census (Slave Schedule), 1850
 United States Census (Slave Schedule), 1860
 United States Census of Merchant Seamen, 1930
 United States Census of Union Veterans and Widows of the Civil War, 1890
 United States Census, 1790
 United States Census, 1800
 United States Census, 1810

- **Find a Collection:** to research a specific record collection enter the name of the collection in the Title field. (i.e: “United States Census”, “Revolutionary War”, etc.)
- **Browse All Published Collections:** Click this link to see all of the record collections and apply filters to narrow your search by Title, Place, Date and Collections group.

Filter by Collection Title

Collection Title

☐ Show only collections with images

Place	Count
▶ Africa	38
▶ Asia & Middle East	58
▶ Australia & New Zealand	45
▶ Canada	101
▶ Caribbean and Central America	75
▶ Continental Europe	625
▶ Mexico	66
▶ Other	8
▶ Pacific Islands	14
▶ South America	125
▶ United Kingdom and Ireland	190
▶ United States of America	1,408

Date	Count
Pre 1700	503
1700 - 1749	625
1750 - 1799	841
1800 - 1849	1,343
1850 - 1899	2,120
1900 - 1949	2,137
1950 to present	1,105

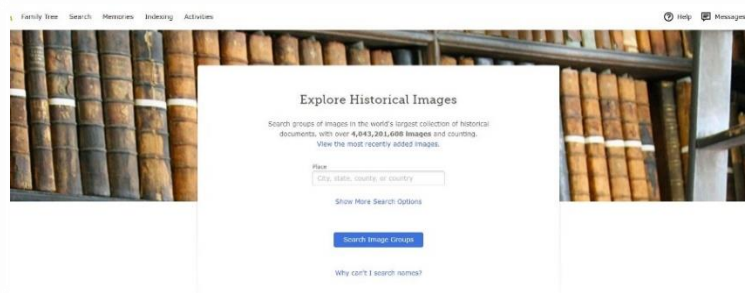
Collections	Count
Birth, Marriage, & Death	1,575
Census & Lists	281
Compiled Genealogies	3
Directories	12
Ethnicity	13
Migration & Naturalization	244
Military	237
Miscellaneous	131
Newspapers	1
Probate & Court	255
Story	1

Historic:
Showing 1-100 of

Title ▲

Alabama Bir
 Alabama Civi
 Alabama Civi
 Alabama Civi
 Alabama Co
 Alabama De
 Alabama De
 Alabama Est
 Alabama Mar
 Alabama Pro
 Alabama Sta
 Alabama Sta
 Alabama, Ce
 Alabama, Ch
 Alabama, Co
 Alabama, Co
 Alabama, Fri
 Alabama, Fri
 Alabama, Jel
 Alabama, Ma
 Alabama, Mo
 Alabama, So
 Alabama, Su
 Alabama, Wc

Images



Explore Historical Images
Search groups of images in the world's largest collection of historical documents, with over 4,043,201,408 images and counting.
View the most recently added images.

Place

[Show More Search Options](#)

[Search Image Groups](#)

[Why can't I search names?](#)

Explore Historical Images. FamilySearch.org is now adding procured records from worldwide locations for online access in 24 hours! (This process used to take more than 8 months.)

Use a Simple or Advanced Search to find groups of imaged records in the world's largest collection of historical documents, with over 4 Million images and counting.

Family Tree

This is same option as Find, used to locate ancestors already in Family Trees on FamilySearch.org database.

Genealogies

View other Genealogies, which may or may not be included on FamilySearch Family Tree from:

- Ancestral File
- Pedigree Resource File and

- Other patron or organization submitted trees and projects (Community Trees).

Catalog

The Catalog is a collection of FamilySearch.org holdings and other Library Catalogs.

The screenshot shows the FamilySearch Catalog search page. At the top, there are tabs for Records, Family Tree, Genealogies, Catalog (selected), Books, and Wiki. Below the tabs, the page title is "FamilySearch Catalog" with a subtitle "Search the catalog of genealogical materials (including books, online materials, microfilm, microfiche, and publications) made available by FamilySearch online and in libraries and centers worldwide." A link "Learn more about the catalog and how to access materials." is provided. The search section includes a "Search by:" dropdown with options: Place, Surnames, Titles, Author, Subjects, and Keywords. Below this is a "Place" search box. There is also a "Search for:" section with options: Call Number and Film/Fiche Number. An "Availability" section has radio buttons for Any (selected), Online, and Family History Center. At the bottom of the search section are "Search" and "Reset" buttons. To the right, there is a section titled "Other Catalogs to Consider:" featuring "OCLC WorldCat" and "ArchiveGrid" with brief descriptions of each.

Filter searches by one or more field: Places, Surnames, Title, Author, Subjects, and/or Keywords.

Search by (Family History Library) Call Number, and Fiche / Film Number.

Availability of collections Online, at a Family History Center or Any.

Use the links to other Major Library catalogs: OCLC WorldCat, Archive Grid.

Books



Family History Books is a collection of more than 200,000 digitized genealogy and family history publications from the archives of some of the most important family history libraries in the world. The collection includes family histories, county and local histories, genealogy magazines and how-to books, gazetteers, and medieval histories and pedigrees.

Research Wiki

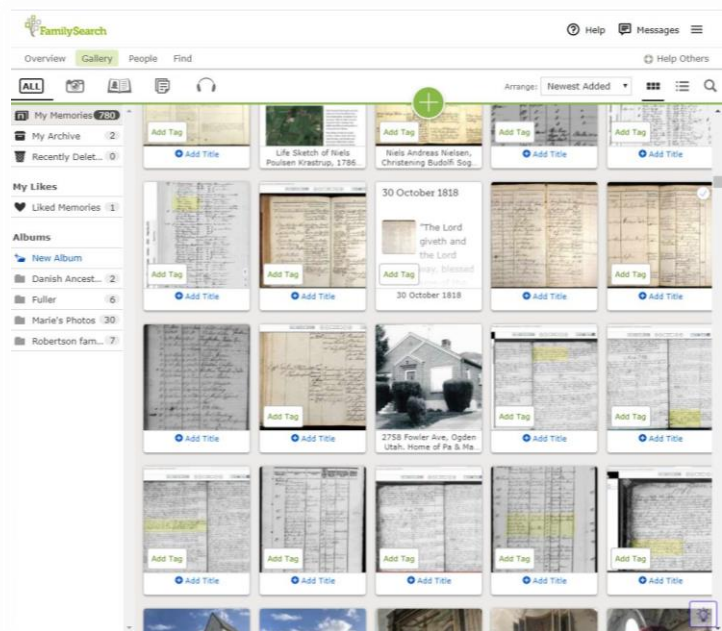
Search by Place or Topic. A vast, free, online genealogy and family history guide that lists websites, provides research strategies, and suggests records and resources to help you find ancestors from all over the world from over 92,000 articles.

Learn more about topics you are researching. Find links to specific searchable databases.



MEMORIES TAB

- Add and Upload Photos, Stories, Documents, and Audio recordings to anyone on your Family Tree.
- Gallery is the collection of all Memories you have contributed.
- Title Memories and add Data: Topic Tags, Event Dates, Places, and Descriptions.
- Tag the Memory to the Person Page Memories of anyone in FamilySearch.org.
- See memories others have contributed under People.
- Add Audio recordings and Stories to Photos.
- Add up to 10 Photos to a Story.
- You may organize your pictures by using the Album tab.
- Documents may be added to a Person's Memories and then the image attached to a source.
- Stories will endear the hearts of others to these family members.
- Find will allow you to search for Photos, Stories and Documents



INDEXING TAB

- Volunteer by Indexing records for a computer searchable index. Help others find records faster and more easily.
- See Overview to find a Project from beginning to intermediate in many languages.
- Try a Guided Tour
- Open a Batch to try indexing for two weeks. Anything not completed will be shared with another indexer.
- Track your indexing projects. Find Resources and Get Help.

ACTIVITIES TAB

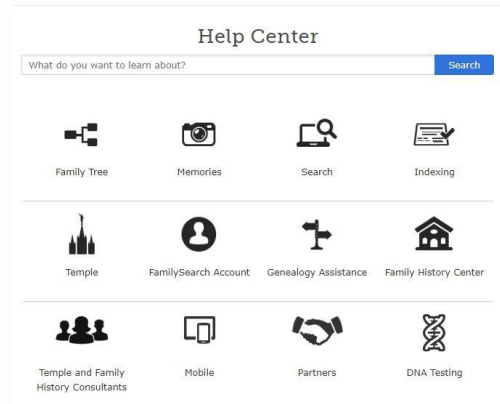
In-home and online activities designed for the whole family to have fun discovering family history in a whole new way!



? HELP

Find Answers to your Questions.

- Getting Started: Suggestions on getting started.
- Help Center: Help with any questions you might have concerning Family Tree, Memories, Search, Indexing, FamilySearch Account, Genealogy Assistance or Family History Centers.
- Contact Us: Live Chat, Call Us, Send Message, Find Local Help, Visit Family History Library.
- Learning Center: Browse hundreds of genealogy courses to help you discover your family history.
- Community: Get help from the community. Ask Questions. Join a Group for professional help and get answers to your questions.
- My Cases: Receive and send correspondence regarding any cases you submit.



Tips: If you ever get lost while on FamilySearch.org, click the FamilySearch logo and it will return you to the home page.

Tip: Click on Recents on the Person View or the Tree View to see the last 50 people you have viewed. Your name will always be at the top of the list.