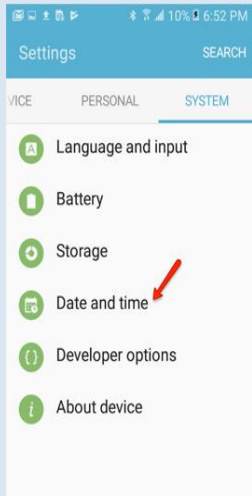




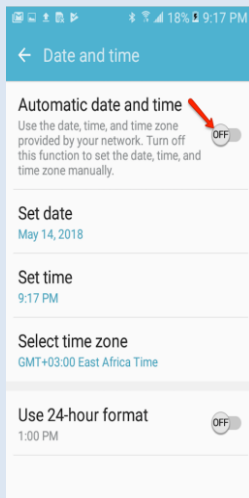
Contractor: Mobile Phone Set-Up

Every mobile phone needs to have the date/time set correctly, and GPS activated.

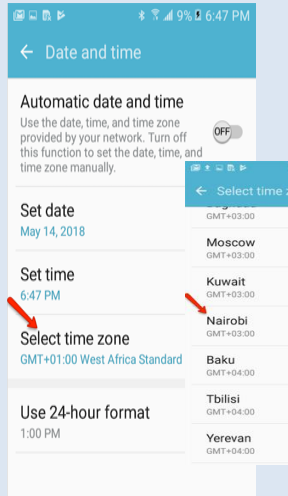
1. Open Settings
| SYSTEM. Tap
[Date and time]



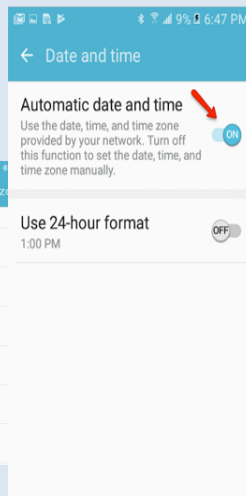
2. Turn the
“Automatic date
and time” off



3. Tap [Select time
zone]. Tap the
correct location

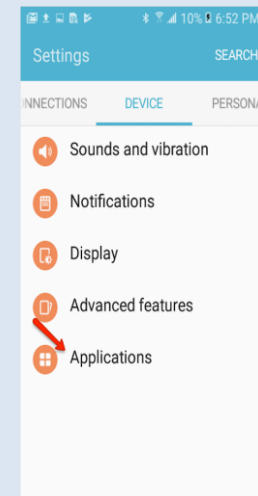


4. Turn the
“Automatic date and
time” ON again

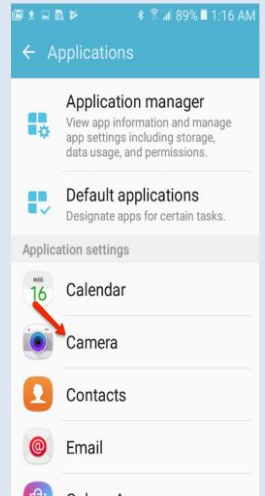


How to
Activate
the GPS:

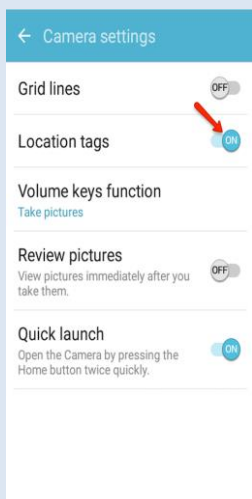
1. Open Settings
| DEVICE. Tap
[Applications]



2. Tap [Camera]

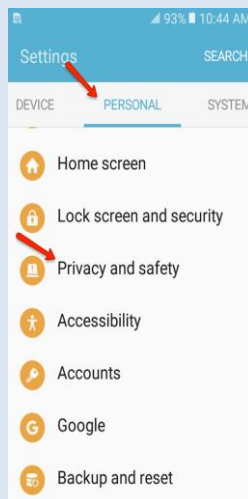


3. Turn the
“Location tags”
ON

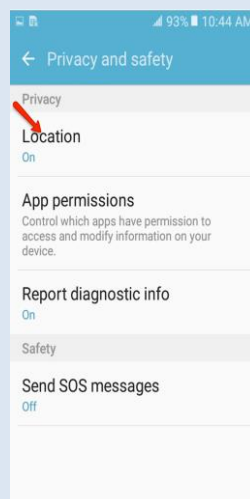


Return to
Settings

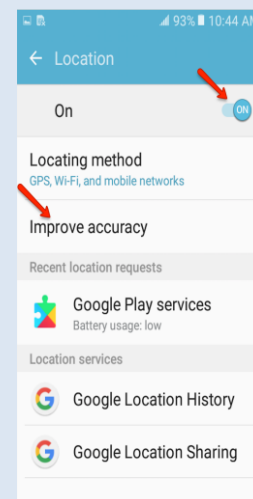
1. Open Settings |
PERSONAL. Tap
[Privacy and safety]



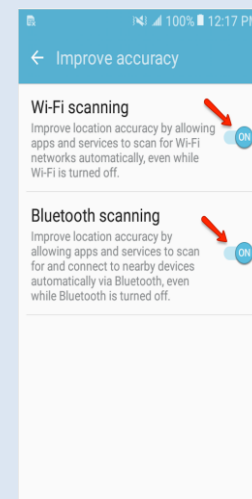
2. Tap [Location]



3. Turn Location
ON. Tap [Improve
accuracy]



4. Turn “Wi-Fi
scanning” and
“Bluetooth scanning”
ON



Finished