

# Doing Research on Ancestry.com

1

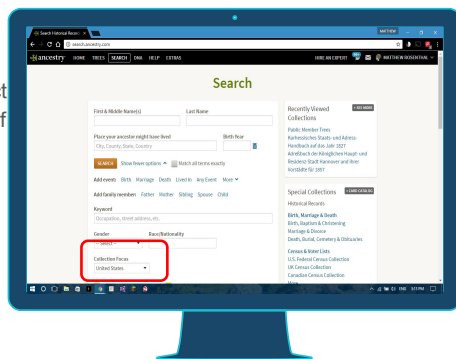
## Doing Research on Ancestry.com

From the Home Screen

2

### Research From the Home Screen

- From the home screen select "Search" located at the top of the page and then "All Collections" from the drop down menu that appears.
- Below "gender" menu on the search page you can control which country collections to search.



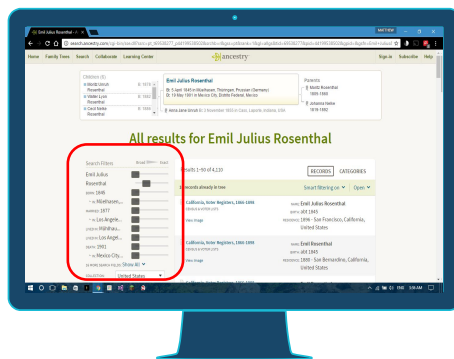
3

## Doing Research on Ancestry.com

From an Individual's Profile page

4

- Note: you can do a search from an individual's profile card in the pedigree view of your tree.
- From the profile screen select "Search" located at the top of the page.
- On the left of the search page you can control which collections to search and filters to refine your search.



5

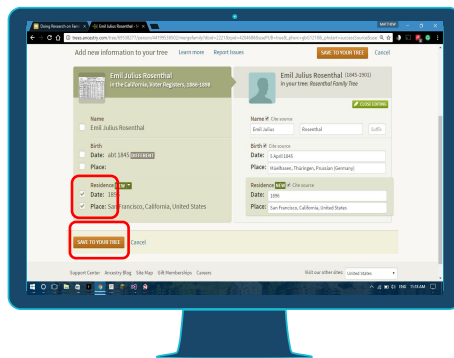
## Adding Sources on Ancestry.com

From Search Results Page



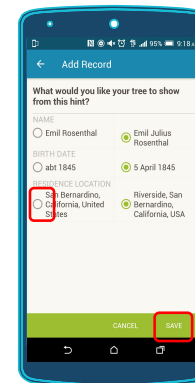
6

- From the records results screen select the record below the person's name you are considering.
- If the record matches your person select "Save" and select "Save this record to (individual)".
- Select info. you want to have in your file by selecting the box next to it.
- Then select save at the bottom of the page when you are finished.



7

- From the records results screen select the record below the person's name you are considering.
- If the record matches your person select "Continue".
- Select info. you want to have in your file by selecting the dot next to it.
- Then select save at the bottom of the page when you are finished.



8

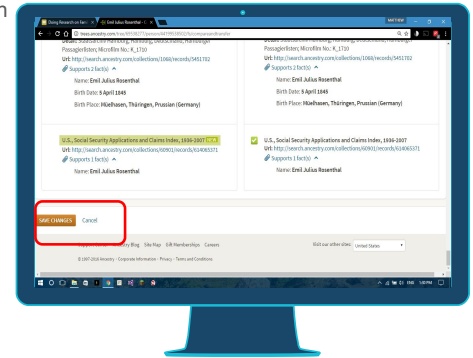


## Sharing Sources on Ancestry.com with Family Search

From an Individual's Profile page

9

- From the profile screen select the Family Search icon located at the top of the page.
- Sign into Family Search.
- Select the icon again then "Compare Person on Family Search".
- Select the checkbox next to what you want to copy.
- When you are done select save at the bottom of the page.



10