




FamilySearch Family Tree: Adding Memories

Objectives

By the end of this class, you will learn:

- How to upload pictures, recorded interviews, and stories.
- How to record stories about your ancestors for your family and future generations to share and enjoy.

FamilySearch Memories



On FamilySearch homepage, click on **Memories** on the top. A drop-down menu will appear, and you will find 4 categories: **Overview**, **Gallery**, **People**, and **Find**.

Overview

Updates on what's new on FamilySearch Memories and popular features.

Gallery

You can view and organize your uploaded memories here.

- Sort your Memories by photos, stories, documents, and audio files.
- Access each Memory to create person tags, topic tags, dates, and titles.
- Arrange your Memories into albums that can be shared with your family.

People

Use this to find memories of your relatives. You can see how you are related by clicking **View My Relationship**.

- Use the **Show** menu to choose which individuals you wish to see.
- Use the **Sort by** menu to choose how the individuals appear.

Find

The Find feature in Memories helps you to search for photos, stories, documents, audio files, and albums contributed by patrons of FamilySearch.

You can find memories by **Search Text** or **Search Topic Tags**. When you choose **Search Text**, FamilySearch will find memories whose titles and descriptions contain the text you entered.

Search Text

When you choose **Search Text**, FamilySearch will find memories whose titles and descriptions contain the text you entered. The Find feature searches for words contained in a title or description of a memory or album.

The Find feature also searches for words contained in the first 250 characters of a story. Currently the entire text of the story is not included in the search.

The following will **not** display in a text search result:

- Memories with no person tags
- Memories with only unlinked person tags
- Memories linked to living people in the Family Tree

Search Topic Tags

When you search for any topic or subject, we'll find memories that **have been labeled** with those topic tags.

- The Find feature in Memories separately searches for topic tags, which are user-contributed words or phrases applied as tags to individual memories.
- On the Memories Find page, select **Search Topic Tags**, enter a word or phrase like **Recipe** or **Senior High School Picture**. As you type 2 or more characters, a list of similar topics with associated counts will display in a list below your entry, from which you may select an item. If the term you are typing has not yet been added, then the message "No topics found" will appear immediately below your entry.
- Try this: From the Memories Find page, select **Search Topic Tags**, and enter the topic **Recipe**, which will execute a search. Continuing from the search results page, enter the second topic **Cookies** in the input field on the left side of the page. Select Search to filter your results down to memories that contain topic tags for both "Recipe" and "Cookies."

Memories on Person Page

To add memories for an individual, go to the person's page and click **Memories** just under the name.



Olaus Johnson

17 November 1833 – 22 March 1922 • KWNQ-54P

[VIEW TREE](#) [VIEW RELATIONSHIP](#) [FOLLOW](#)

[ABOUT](#) [DETAILS](#) [SOURCES \(65\)](#) [COLLABORATE \(7\)](#) [MEMORIES \(41\)](#) [TIME LINE](#)

ADD MEMORIES

FILTER

Find Memories



Home of Olaus Johnson


Comments: 1




Golden Wedding
Sept. 9, 1913




Olaus Johnson





Thorwald Johnson
Obituary



Olaus Johnson
Obituary



Martin & Olaus
Johnson - Oldest...



You can upload photos, documents, stories, and even create your own stories.

You may tag people on the photos you uploaded by clicking anywhere on the photo. Other information that can be added are topic tags, event date, event place, description, album, and stories. On the bottom of the photo, you can click on the microphone icon to add an audio recording for up to 5 minutes.

More Information regarding FamilySearch Memories

You can learn much more regarding FamilySearch Memories and various topics through the following links:

This site contains many facts about Memories in an easy-to-view format:

<https://www.familysearch.org/en/help/helpcenter/tag/memories>

This article discusses how to make Memories private:

<https://www.familysearch.org/en/help/helpcenter/article/what-are-private-memories>

This article discusses what happens to Memories after the contributor dies:

<https://www.familysearch.org/en/help/helpcenter/article/what-happens-to-memories-submitted-by-a-deceased-user>